

Notice about Discontinued Products

Dear customers:

I hope this letter finds you and your company doing well, and thank you very much indeed for your continued support.

Please be advised that the following products will be discontinued. After product discontinuation, we will provide alternative products except for some products. For a smooth shift, we will provide the best care. We appreciate your understanding.




We hope you will continue to favor our products.

Sincerely

Details

1. Products to be discontinued

■ Following products of the GTR MINI series

Product classification	Type	Capacity
GTR-L series 	<ul style="list-style-type: none"> • Gear motor • Gear motor with a brake • Reversible gear motor • Speed control gear motor • Speed control gear motor with a brake 	Three phases, 15 - 40 W Single phase, 6 - 40 W
GT type 	<ul style="list-style-type: none"> • Gear motor • Gear motor with a brake 	Three phases, 15 - 60 W Single phase, 15 - 60 W
GLMA type 	<ul style="list-style-type: none"> • Gear motor with a clutch and brake 	Three phases, 15 - 90 W Single phase, 15 - 90 W

2. Last date of order receipt

June 30, 2016

3. Spare-part supply period

Seven years from the last date of order receipt (supposed to end in June 2023*)

* According to the situation, the supply period may end earlier.

Note: In the spare-part supply period, the delivery times and prices of the spare parts are different.

4. Alternative products

Products to be discontinued	Alternative products
GTR-L series Gear motor Gear motor with a brake Reversible gear motor Three phases, 15 - 40 W, Single phase, 15 - 40 W	G type of the GTR MINI series (15 - 90 W) Parallel axes (leg/flange mounting)
GTR-L series Gear motor Gear motor with a brake Reversible gear motor Single phase, 6 - 10 W	No alternative model is available.
GTR-L series Speed control gear motor Single phase, 6 - 10 W	No alternative model is available.
GTR-L series Speed control gear motor Single phase, 15 - 40 W	G type of the GTR MINI series (15 - 90 W) Speed control gear motor Parallel axes (leg/flange mounting)
GTR-L series Speed control gear motor with a brake Single phase, 6 - 40 W	No alternative model is available.
GT type Gear motor Gear motor with a brake Three phases, 15 - 60 W Single phase, 15 - 60 W	G type of the GTR MINI series (15 - 90 W) Parallel axes (flange mounting)
GLMA Gear motor with a clutch and brake Three phases, 15 - 90 W	APQ type of GTR-AR (100 - 750 W) Variable-speed brushless gear motor
GLMA Gear motor with a clutch and brake Single phase, 15 - 90 W	No alternative model is available.

Note: For detailed information, see the catalogue of the GTR MINI series.

5. Contact

Nissei Corporation

- Overseas Sales Department
- TEL : +81-566-92-5312
- E-mail : oversea@nissei-gtr.co.jp